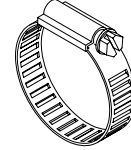
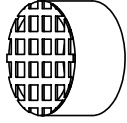
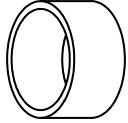


AK100 KOZI AIR INTAKE KIT



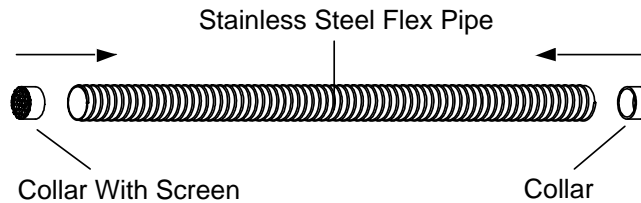
THIS KIT SHOULD CONTAIN



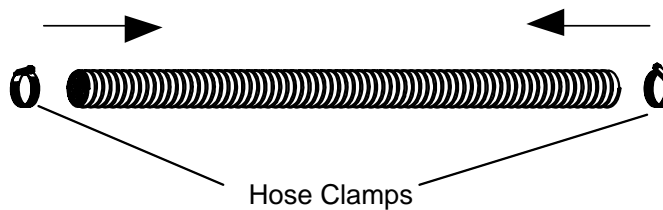
1 - Collar 1 - Collar With Screen 1 – 2” x 3’ Stainless Steel Flex Pipe 2 – Hose Clamps

INSTALLATION INSTRUCTIONS:

1. Assemble the stainless steel flex pipe, collar and collar with screen as shown below.



2. Secure the collars with the hose clamps provided as shown.



3. Attach the air intake kit to the pellet stove as shown. Please make sure that the collar with the screen goes to the outside. The screen prevents anything from entering the stove through the air intake pipe.

